

AI TOOLS AND STRATEGIES FOR PRIMARY ENGLISH TEACHERS

Elevate Your Teaching:
AI Strategies for the Classroom



THE GOLDEN RULE: QUALITY PROMPTING

Great AI output starts with a great prompt. The more specific you are, the better the results.

USE THE CLARITY FRAMEWORK TO GUIDE YOUR INTERACTIONS WITH AI



CONTEXT

Teacher Role

(e.g. Year 4 English teacher in Malaysia)



ACTION VERBS

What to do

(e.g. Create, list, write, generate)



INSTRUCTIONAL STANDARD

Curriculum link


(e.g. Learning Standard 4.1.2)



YOUR AI ASSISTANT'S ROLE

Role

(e.g. Lesson Planning Assistant)



LEARNER LEVEL

Proficiency

(e.g. CEFR A1 low proficiency, mixed ability)



REQUESTED OUTPUT

Format

(e.g. a worksheet, a fun pair game)



TASK FORMAT

Specifics

(e.g. printable worksheets, 3-step activity)


A GOOD PROMPT EXAMPLE

"You are my **lesson planning assistant**. I teach English to **Year 4 students in Malaysia** with **CEFR A1 low proficiency**. Create **a fun pair game** to practice **learning standard - 4.1.2** giving simple instructions. Make it visual and suitable for 9-year-olds."

FREE AI TOOLS FOR TEACHERS


Don't get overwhelmed by the thousands of AI tools out there. Find a few that work for you, and stick with them. These tools are 100% free and designed to save time, spark creativity, and improve teaching.

CHATGPT / AI ASSISTANTS



Rewrite Learning Standards (DSKP)
into student-friendly Learning Objectives (LO) and Success Criteria (SC).


KEY BENEFIT
Gives students a clear 'map' and objective for each lesson.



Generate Differentiated Text
Simplify a reading text (e.g., from A1 to pre-A1 level) for mixed-ability students.


KEY BENEFIT
Provides shorter sentences, simpler structure, and higher- frequency vocabulary.

Human-in-the-loop:
Always check and tweak the vocabulary.



Engaging Writing
Set the AI up as a character (e.g. 'Kevin') to reply to students' writing tasks.

KEY BENEFIT
Creates a reason for students to write, providing immediate interest-based responses.



Speaking Practice
Set the AI up to have a conversation with students, then analyse the written transcript for language work.

KEY BENEFIT
Provides good listening exposure and a transcript for post-speaking analysis.

FREE AI TOOLS FOR TEACHERS

Don't get overwhelmed by the thousands of AI tools out there. Find a few that work for you, and stick with them. These tools are 100% free and designed to save time, spark creativity, and improve teaching.



NATURAL READERS

Create Custom Audio:

Copy and paste any text to generate audio for listening practice.

KEY BENEFIT

Allows you to select the voice and adjust the speed for lower-level students.



GOOGLE VIDEO (VO)

Generate Video Content:

Create short, engaging video diaries or stories from a simple prompt (e.g., a boy's holiday to Egypt).

KEY BENEFIT

Brings lessons to life and provides compelling media for the classroom.



GOOGLE READ ALONG

Gamified Reading Practice:

Students read stories at their level (e.g., Level 1 stories) and collect stars.

KEY BENEFIT

Highly motivating for independent practice and recommends next-level books based on reading speed.




Pro Tips: Use one AI (like ChatGPT) to create a ready-to-use script, prompt, or story for other AI tools on this page

- Use **ChatGPT** to write a script → feed into Natural Readers
- Use **ChatGPT** to create a story prompt → feed into Google Video (VO)
- Use **ChatGPT** to simplify a reading text → upload into Google Read Along

FINAL LEARNING CUE

AI can take you **90%** of the way, but your expert eye makes it perfect.



Always start with the end in mind. Decide what you want to achieve (*e.g. a differentiated text, a listening audio*), then choose the right tool to help you get there.

