



# DIGITAL TOOLS FOR ENGLISH TEACHERS

Making learning fun with digital tools



# Digital tools can make lessons more **interactive** and **exciting**.

- They help grab attention, spark friendly competition, and make reviews more **lively**.
- Even with few devices or weak internet, teachers can get **creative**.



*The goal is to use technology to support learning, not limit it.*




To decide if a new device or tool is worth exploring, *ask these four questions:*

- Does it solve a real problem you're having in the classroom?
- Does it help with teaching and learning such as lesson planning and creating materials and assessments or aid understanding?
- Can it work with just one device or weak Wi-Fi?
- Is it easy to reuse next week?

# DIGITAL TOOLS WORTH EXPLORING

## [Classroom Screen](#)



This tool can help set strong classroom routines, manage classroom activities, and save time on lesson preparation. It includes features like a name randomiser, timer, work symbols (silent, whisper, ask a neighbor, work together), and a traffic light system for assessment for learning.

It can also function as a whiteboard. A key advantage is that once loaded, it can work without an internet connection.


## [MagicSchool.AI](#)



An AI-driven tool with numerous features, particularly useful for differentiation.

The "Worksheet Generator" can quickly create worksheets (fill-in-the-blank, multiple choice, open-ended questions) from existing text, saving teachers time when creating remedial or fast-finisher materials.


## [Wheel of Names](#)



A simple tool for randomising names, useful for student engagement and ensuring all students are called upon, including quieter ones.

It works without the internet if loaded beforehand.

## [Quizziz \(or Quizzes\)](#)



Can be used on one device by displaying flashcards on the screen and having students write answers, tell a partner, or spell aloud.

# DIGITAL TOOLS WORTH EXPLORING


## Diffit



Another AI-driven tool that can differentiate text and create resources like worksheets or slides.

It can simplify text complexity and offer various activity types.

## Natural Readers



A resource that converts any text into a listening activity with narrated voices, allowing for varied accents and speeds.

This helps create authentic listening materials.

## Epic



A digital library with thousands of online books levelled by ability. It offers features like text-to-speech, videos, and the ability to set up classes and recommend books for a digital reading program.

It has free access with some time restrictions.

## Padlet



A versatile tool for writing and assessment for learning.

With one device, students can take turns writing reflections on what they've learned, providing a written record of their grammatical correctness and understanding over time.

# CHATGPT FOR WRITING AND SPEAKING PRACTICE

## WRITING

Can be prompted to act as a pen pal or messaging app friend, allowing students to practice writing short, natural English messages in a familiar chat-like interface.



This can be a strong motivator, especially for students who enjoy gaming platforms like Roblox.

### PROMPT EXAMPLE:

*"Your new pen pal!"*

**You've just received a message from your new English pen pal. His name is Paul, and he lives in another country. Paul wants to get to know you better!**

#### Paul's message:

"Hey! I'm Paul. I love playing games like Roblox and cooking with my family. What about you? What do you like to do after school?"

#### Your Task:

**Write a short message (3-5 sentences) back to Paul.**

- Use natural chat-style English (you can use emojis too!). 😂😎😁
- Ask at least one question to keep the conversation going.



# CHATGPT FOR WRITING AND SPEAKING PRACTICE


## SPEAKING

Can be used in voice mode for conversational practice.



By providing specific prompts, teachers can guide the AI to interact with students at their language level and even practice certain grammar structures or vocabulary.

### PROMPT EXAMPLE: "WEEKEND PLAN" (A2-B1 LEVEL)



#### Teacher setup:

**Focus:** Practising future tense ("going to") and speaking about plans.

#### Prompt for AI:

"You are a friendly English-speaking friend. Talk with the student about their weekend plans. Use simple questions and natural follow-up responses. Encourage them to use 'going to' in their answers."



#### GOOGLE TOOLS (DOCS, SHEETS)

Offer built-in AI features like voice dictation, which can be used to write lesson plans without typing or create listening activities by playing back dictated text.



#### TWINKL

An educational app/website focused on providing pre-made worksheets, flashcards, templates, and games for various levels. It's particularly useful for creating materials aligned with the Malaysian curriculum (DSKP). While it has free features, a subscription offers more resources.

# MANAGING AI TOOLS EFFECTIVELY

Use a mix of AI tools (like Chatgpt, Gemini, Claude, or Perplexity) to gather fresh ideas and polish your content.

## TRY SETTING UP A SIMPLE WORKFLOW



### STEP 1

Draft your text in



### STEP 2

Design visual in

Canva



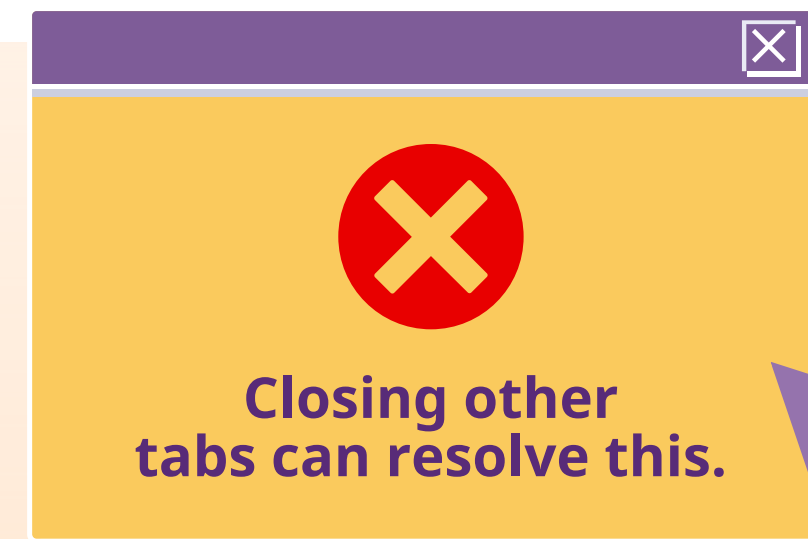
It's better to get **comfortable** with a few reliable tools first, rather than trying every new app that comes out.

When choosing digital tools for your students, always consider their tech comfort level so learning stays clear, accessible, and enjoyable.



### TROUBLESHOOTING TECHNICAL ISSUES

If a computer or application is slow or crashing when multiple tools are open, it's often due to insufficient RAM (working memory).



# REMEMBER

AI tools are great assistants, but they **don't** replace teachers.

- ✓ You know your students best; understand the goal, check the output carefully, and adapt it to fit your classroom.
- ✓ Your guidance turns AI-generated ideas into real learning experiences.
- ✓ Digital tools can enhance your lessons, but it's your creativity, care, and connection with students that truly bring learning to life.
- ✓ Keep experimenting, keep adapting; and enjoy the journey of teaching in the digital age!

The best tool in any classroom is still you.

